

:

*

*

2004

:

.1

.2

.3

.4

.5

.6

.2008/7/29

*

Wikipedia the Free

Encyclopedia

selective process

:(Wikipedia, 2007)

:(Britaninnica, 2007)

.(Jackson, 1969, 11-50)

Commuting Rex Honey

Austern and)

.(Sheng, 2003, 137-155)

Harm debij (Eagle, 1987, 136

.(Deblij, 1977, 93-113)

-4 1987) (1987)

Dutoit and)(1975) Brian M. Dutoit .(5

.(Safa, 1975, 1-18

(The Origin)

(The Destination)

National Migration

Internal Migration

2006 15.3)

.(

2004

(15.3)

(

)

1885 (E. Ravenstein)

.(Revenstien, 1885, 167-235)

()

1966 (E. Lee)

“Theory of Migration” :

Demography

Lee, 1966, 47-)

.(57

2004

()

:

2001)1994

.(32-29

1992)

Haynes and (339-337).
 Haynes and (Featheringham, 1984, 9 Featheringham

$$np_{ij} = b_j \times r_p \times \frac{t_p}{d_{ij} \lambda}$$

$$() = d_{ij} = np_{ij} :$$

$$= r_p$$

$$(1) \quad t_{ia} = \lambda$$

$$= b_j \quad) = t_p$$

$$= t_{ia} .$$

$$b_j = \sum_{i=1}^1 \frac{t_{ia}}{d_{ij} \lambda} = \frac{1}{\sum_{i=1}^1 \frac{t_{ia}}{d_{ij}}}$$

لحساب b_j لمدينة عمان =

$$\frac{\text{عدد سكان مدينة المفرق}}{\text{المسافة بين عمان والمفرق}} + \frac{\text{عدد سكان مدينة الزرقاء}}{\text{المسافة بين عمان والزرقاء}} + \frac{\text{عدد سكان مدينة إربد}}{\text{المسافة بين عمان وإربد}}$$

عدد سكان مدينة العقبة	عدد سكان مدينة الطفيلة	عدد سكان مدينة معان	عدد سكان مدينة السلط
المسافة بين عمان والعقبة	المسافة بين عمان والطفيلة	المسافة بين عمان ومعان	المسافة بين عمان والسلط

عدد سكان مدينة مادبا	عدد سكان مدينة عجلون	عدد سكان مدينة جرش	عدد سكان مدينة الكرك
المسافة بين عمان ومادبا	المسافة بين عمان وعجلون	المسافة بين عمان وجرش	المسافة بين عمان والكرك

إذن، لتقدير أعداد المهاجرين القادمين من مدينة إربد إلى مدينة عمان، واحتساب ذلك من خلال تطبيق المعادلة، نجري الآتي:

$$np_{ij} = b_j \times r_p \times \frac{t_p}{d_{ij} \lambda}$$

من النموذج، فإن عدد المهاجرين المقدر من إربد إلى عمان = ثابت النموذج \times مجموع المهاجرين القادمين إلى مدينة عمان (الحقيقي) \times مجموع سكان مدينة إربد / المسافة بين عمان وإربد

(%1.9) :

(%2.4) () (15.3) 2004

:(1) (40936)

.() .(47064)

(88000)

:(1)

%		
5.9	57409	
7.6	37779	
28.35	18789	
4.2	9897	
10.1	6271	
8.8	6170	
13.2	5836	
9.0	2652	
8.8	2190	
8.3	1540	
5.5	1283	
5.5	377	
	150194	

(1)

(57409)

.(%76) .(%25.2) (%38.3) (37779)

(%12.5) (18789)

(%28)

			(%6)	
		(%6.6)		
(3)	(4)		(57409)	
		(%6.4)		
			(%13)	
			(%10.1)	
		(%48.8)	:	
		(%17.5)	(1)	(2)
	(4)	(5)		(%4.1)
			(%39.7)	
(%60.1)				
(%19.4)			(%16.1)	
			(%7.1)	(%12.6)
		(%80)	(1)	
		(%5.9)		
(5)	(6)		(2)	(3)
		(%37.3)		
		(%31.7)		
	(%69)			(%67)
			(%18.1)	
			(%4.6)	
(%3.2)			(%2.2)	
	(235.410)			

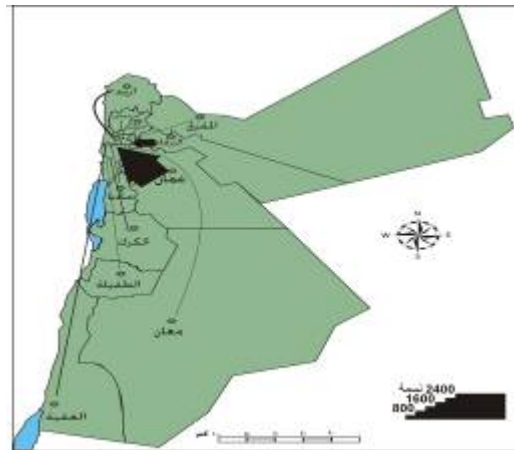
:(2)

12.6	4549	
39.7	14332	
6.1	2192	
16.1	5814	
2.5	905	
3.5	1277	
2.1	762	
7.1	2573	
3.3	1184	
3.3	1204	
3.5	1275	
100.0	36067	
	879154	

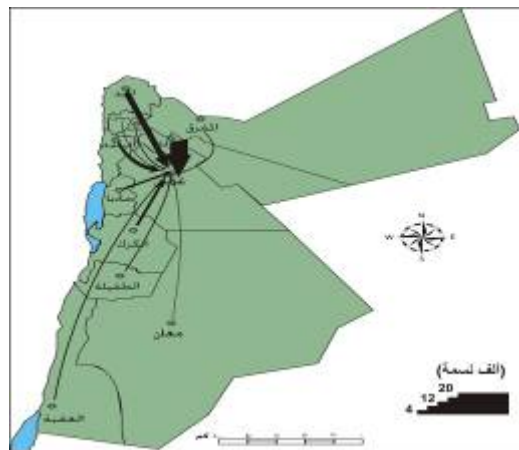
:(3)

67.0	3101	
18.1	837	
1.0	46	
4.6	212	
0.7	32	
1.8	84	
1.5	68	
1.6	75	
0.7	31	

0.9	40	
2.2	101	
100.0	4627	
	70049	



(1):



(2):

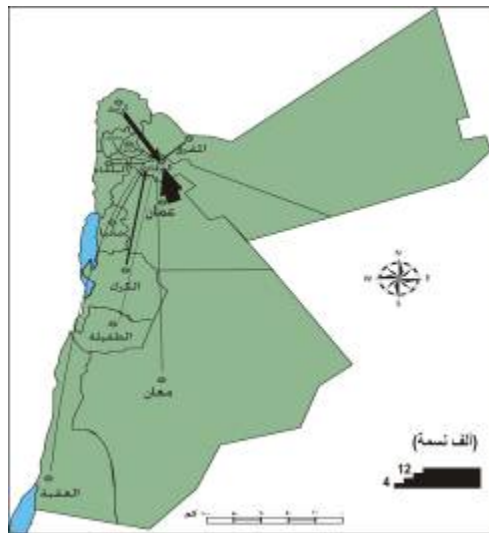
:(4)

48.8	11699	
4.8	1158	
2.9	707	
17.5	4205	
5.5	1329	
2.6	622	
3.5	847	
7.4	1768	
2.0	480	
2.4	582	
2.4	583	
100.0	23980	
	377537	

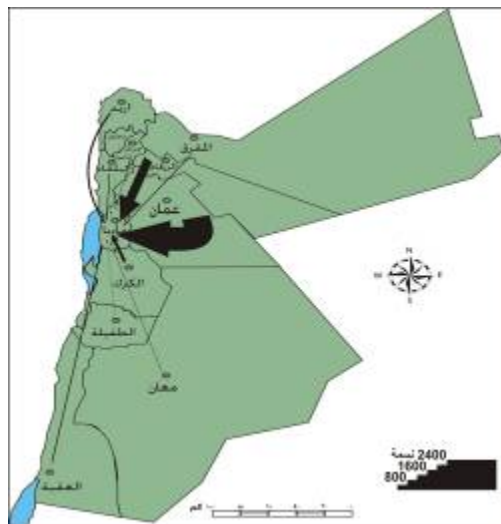
:(5)

60.1	2329	
2.2	87	
19.4	752	
3.4	130	
2.2	84	
1.0	38	
0.5	20	
6.8	264	
0.6	23	
1.2	48	

2.5	97	
100.0	3872	
	65507	



(3):



(4):

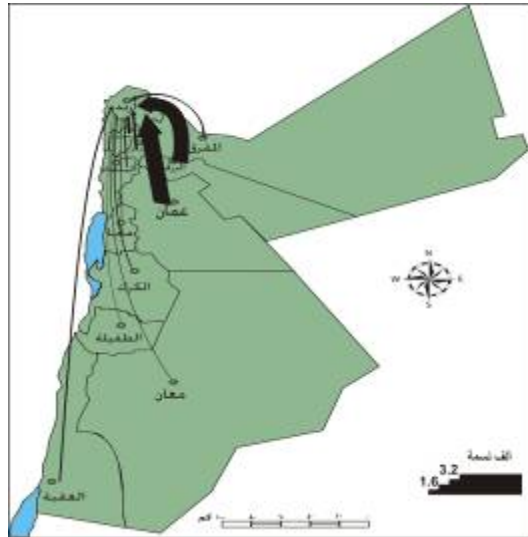
:(6)

37.3	2844	
2.9	220	
31.7	2413	
1.5	114	
5.5	416	
5.2	398	
6.9	528	
2.7	208	
0.9	66	
1.6	119	
3.9	298	
100.0	7624	
	235410	

:(7)

20.7	679	
2.9	96	
37.6	1235	
2.0	65	
22.1	728	
5.1	169	
2.6	86	
2.3	75	
0.4	13	
3.1	101	

1.2	40	
100.0	3287	
	44295	



(5):



(6):

				(6)	(7)
(%25.2)			(%46)		(%37.6)
(%71)				(%20.7)	(%22.1)
	(10)	(11)			
(%4.3)	(1004)				
				(%7.4)	
		(%41.1)		(7)	(8)
(%23.2)					
		(%27.3)			(%6.2)
	(11)	(12)			(%42.7)
				(%14.5)	(%22.5)
	(%7.1)				(%70)
(%12.9)	(%32.6)	(%19)		(8)	(9)
		(%11.8)			
	(12)	(13)		(6881)	
				(%3.9)	(271)
		(%20.5)			
(%32.1)				(%29.5)	
(%14.6)					
	(%13.5)			(%21)	(%24)
		(%13.2)			
				(9)	(10)

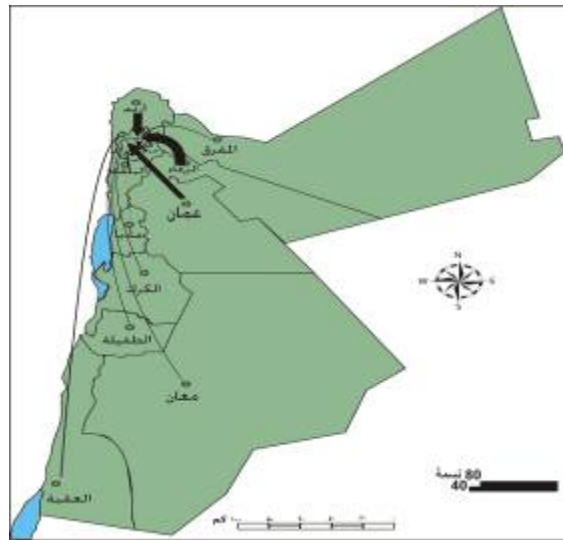
:(8)

42.7	773	
5.8	105	
22.5	408	
0.4	7	
14.5	263	
5.1	92	
3.1	56	
1.8	33	
0.6	10	
1.8	33	
1.7	30	
100.0	1810	
	29351	

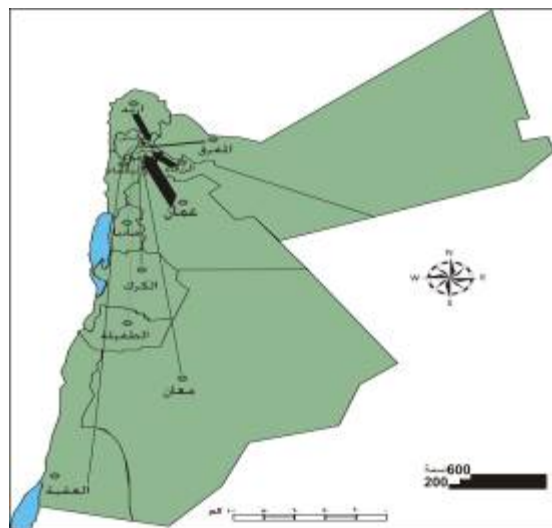
:(9)

21.0	57	
4.4	12	
29.5	80	
0.7	2	
24.0	65	
3.7	10	
8.5	23	
1.8	5	
0.4	1	
2.2	6	

3.7	10	
100.0	271	
	6881	



:(7)



:(8)

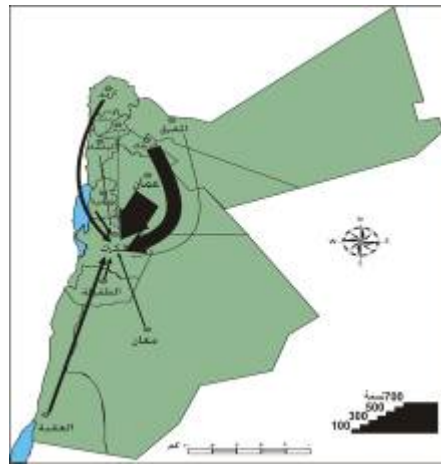
:(10)

46.0	635	
1.7	24	
25.2	348	
4.5	62	
6.6	91	
1.4	20	
1.2	17	
0.5	7	
3.3	46	
3.0	42	
6.4	89	
100.0	1381	
	18450	

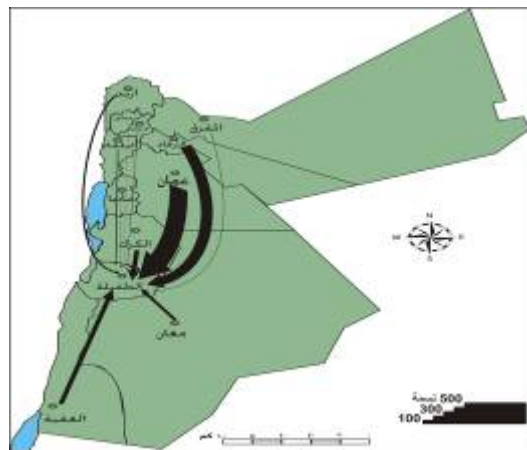
:(11)

41.1	413	
2.0	20	
23.2	233	
0.3	3	
3.8	38	
0.9	9	
0.9	9	
0.6	6	

9.3	93	
7.0	70	
11.0	110	
100.0	1004	
	23155	



(9):



(10):

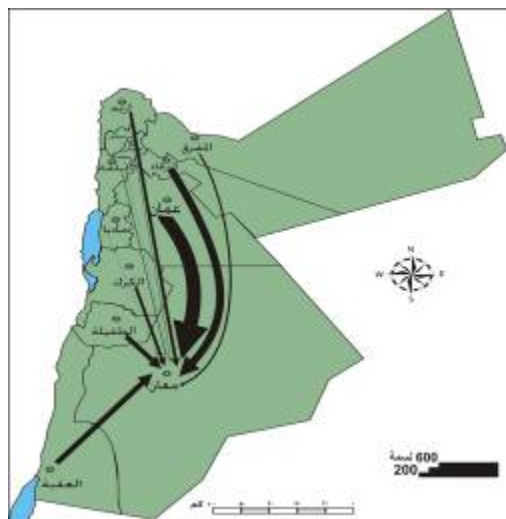
:(12)

32.6	571	
1.9	33	
19.0	333	
0.5	9	
8.2	144	
4.3	75	
1.0	18	
0.5	9	
7.3	127	
11.8	206	
12.9	225	
100.0	1750	
	24770	

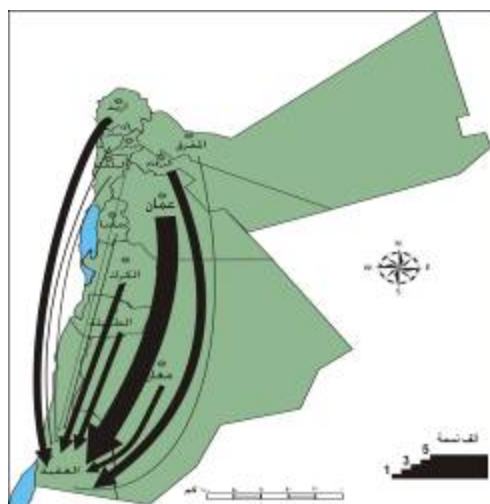
:(13)

32.1	4371	
1.8	249	
14.6	1984	
2.4	320	
13.2	1793	
1.5	199	
1.1	149	
2.0	278	
13.5	1833	
9.0	1225	
8.9	1215	

100.0	13616	
	66268	



:(11)



:(12)

(9523)

(-9037)

(39766)

(8039)
(2645)

(16) (17)

(10451)
(13618)
(3167)

(15) (16)

()

(85508)
(76249)

(9259)

(17) (18)

(30560)
(57166)
(26606)

(5648)

(15171)

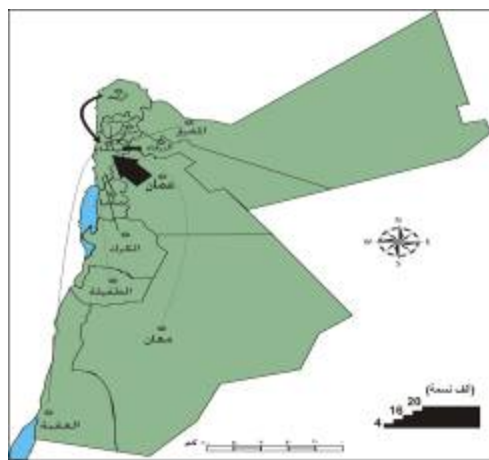
: (14)

630	42719	43349	
8039	18675	26714	
2544	6081	8625	
16856	7447	24303	
2603	2083	4686	
3530	695	4225	
1073	2594	3667	
6465	3516	9981	
2438	1462	3900	
2796	1296	4092	
-1768	4757	2989	
45206	91325	136531	

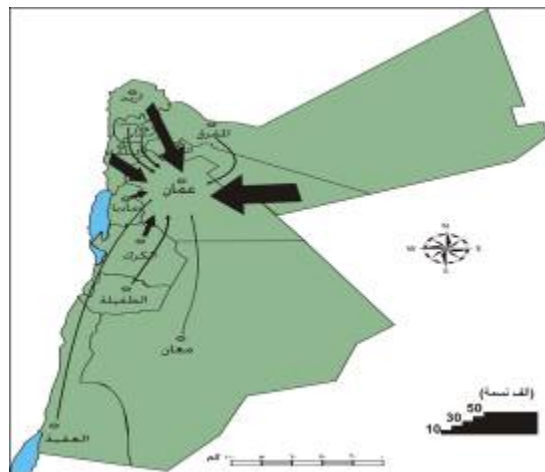
: (15)

-8039	26714	18675	
-2645	6573	3928	
147	1034	1181	
486	2386	2872	
640	766	1406	
415	268	683	

-403	855	452	
414	448	862	
88	86	174	
71	122	193	
-211	514	303	
-9037	39766	30729	



:(13)



:(14)

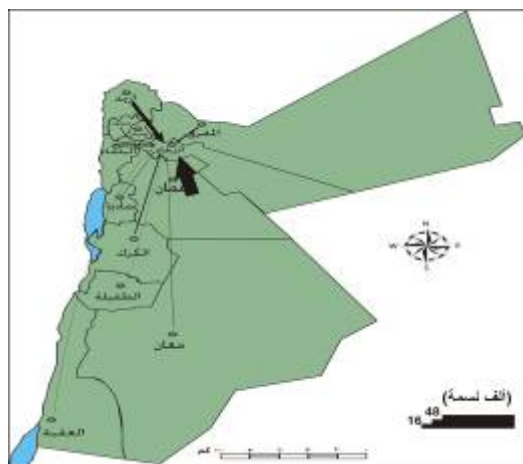
(16):

-630	43349	42719	
2645	3928	6573	
488	1377	1865	
5648	9523	15171	
666	1121	1787	
2355	1068	3423	
-3070	8856	5786	
1535	2497	4032	
87	1192	1279	
786	933	1719	
-1251	2405	1154	
9259	76249	85508	

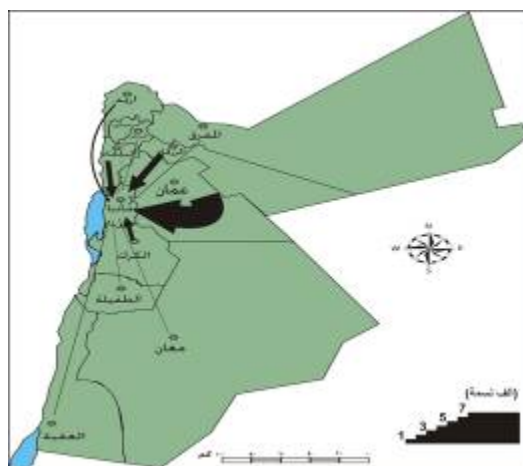
(17):

-16856	24303	7447	
-5648	15171	9523	
-486	2872	2386	
-96	395	299	
208	1332	1540	
2525	1784	4309	

-3432	6481	3049	
-386	969	583	
-149	338	189	
2	346	348	
-2288	3175	887	
-26606	57166	30560	



:(15)



:(16)

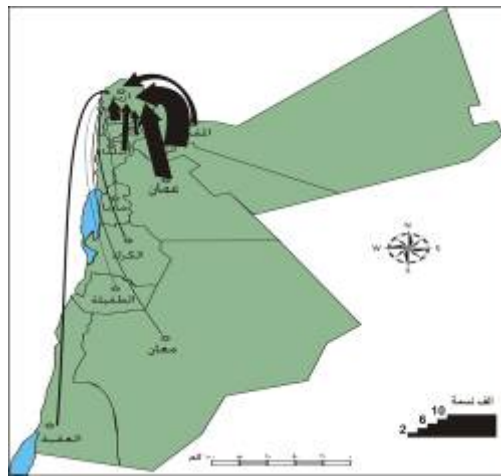
:(18)

-2544	8625	6081	
-488	1865	1377	
-147	1181	1034	
96	299	395	
52	37	89	
18	19	37	
-154	327	173	
255	606	861	
-56	177	121	
58	67	125	
-257	415	158	
-3167	13618	10451	

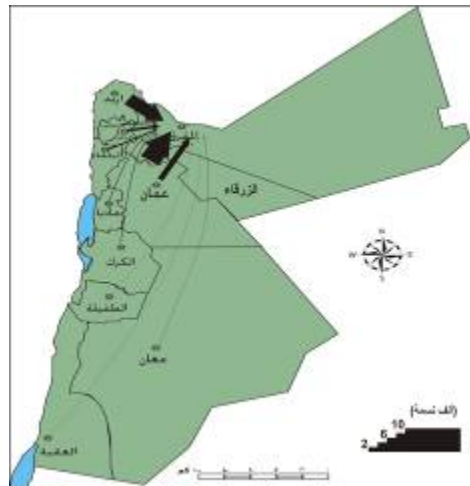
:(19)

-1073	3667	2594	
3070	5786	8856	
403	452	855	
154	173	327	
3432	3049	6481	
578	746	1324	
388	179	567	

127	151	278	
21	54	75	
11	194	205	
-252	349	97	
6859	14800	21659	



:(17)



:(18)

(19)

(20)

()

(20)

(21)

()

(16586-)

(14654)

(4590)

(18)

(19)

()

(14800)

(21659)

(21)

(22)

(%82.7)

(22071)

(23)

(24)

()

(22)

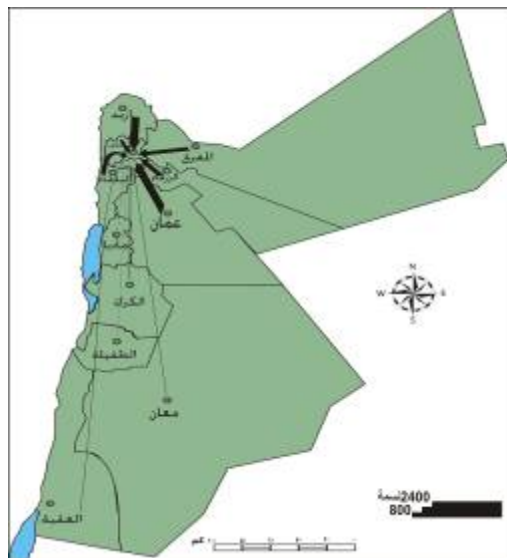
(23)

:(20)

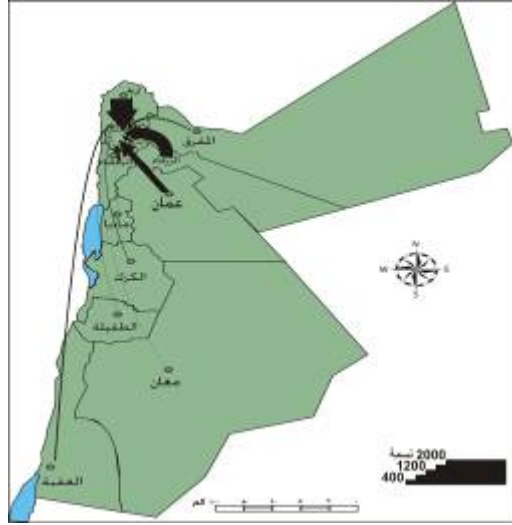
-2603	4686	2083	
-666	1787	1121	
-640	1406	766	
-52	89	37	
-208	1540	1332	
224	347	571	
-578	1324	746	
-53	150	97	
-17	47	30	
33	32	65	
-145	210	65	
-4705	11618	6913	

(21):

-3530	4225	695	
-2355	3423	1068	
-415	683	268	
-18	37	19	
-2525	4309	1784	
-224	571	347	
-388	567	179	
-51	105	54	
-52	80	28	
-31	57	26	
-475	597	122	
-10064	14654	4590	



(19):



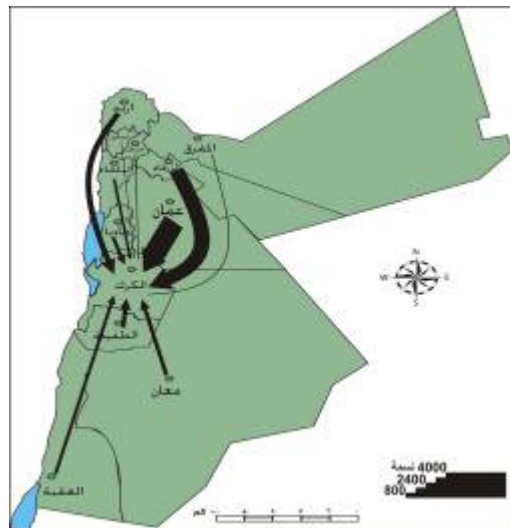
:(20)

:(22)

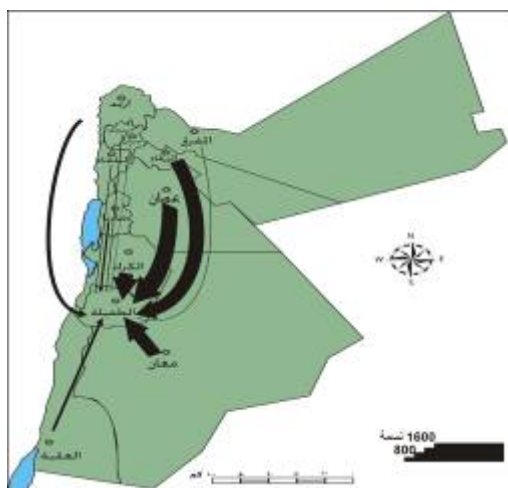
-6465	9981	3516	
-1535	4032	2497	
-414	862	448	
-255	861	606	
386	583	969	
53	97	150	
51	54	105	
-127	278	151	
-446	1166	720	
99	547	646	
-3005	3610	605	
-11658	22071	10413	

(23):

-2438	3900	1462	
-87	1279	1192	
-88	174	86	
56	121	177	
149	189	338	
17	30	47	
52	28	80	
-21	75	54	
446	720	1166	
269	897	1166	
-1329	1615	286	
-2974	9028	6054	



(21):



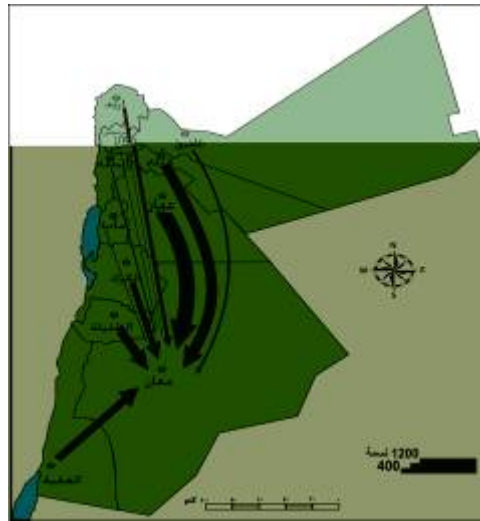
:(22)

:(24)

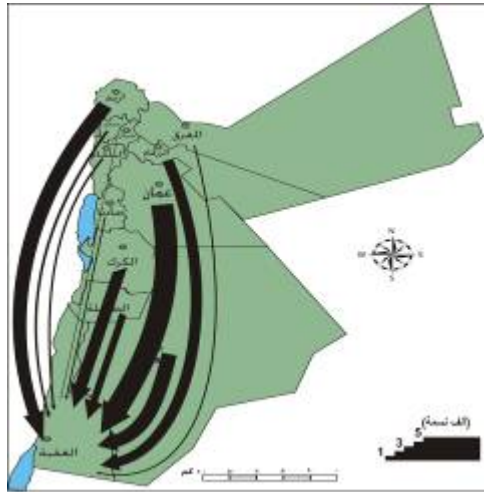
-2796	4092	1296	
-786	1719	933	
-71	193	122	
-58	125	67	
-2	348	346	
-33	65	32	
31	26	57	
-11	205	194	
-99	646	547	
-269	1166	897	
-2545	3196	651	
-6639	11781	5142	

:(25)

1768	2989	4757	
1251	1154	2405	
211	303	514	
257	158	415	
2288	887	3175	
145	65	210	
475	122	597	
252	97	349	
3005	605	3610	
1329	286	1615	
2545	651	3196	
13526	7317	20843	



:(23)



:(24)

(24)

(25)

(%1) ()

(20843)

(8585)

(7317)

(879.154)

(%8.9)

(%8.1)

(%6.34)

(%5.6)

(%5)

)

(

:

(26)

()

(40494)

() (%2.2)

:(26)

63	4	4	8	0	4	35	21	732	223	33	1030	
102	3	1	12	6	34	66	137	162	399	1749	1575	
28	10	1	0	0	17	67	23	20	965	13	163	
49	5	1	10	0	6	7	7	2562	131	22	467	
335	12	7	3	21	119	625	7426	34	2722	62	1670	
37	10	3	0	0	103	2903	221	15	655	19	297	
25	5	10	2	8	1498	143	106	3	193	25	367	
66	6	3	0	264	53	52	308	4	400	42	254	
890	51	54	1435	0	21	25	28	105	828	14	1030	
107	20	201	0	3	1	8	1	6	55	3	1025	
589	637	39	25	1	1	11	30	25	358	25	697	
0	0	0	0	0	3	0	3	0	13	3	10	
2291	763	324	1495	303	1860	3942	8311	3668	6942	2010	8585	
66268	24770	23155	18450	6881	29351	44295	235410	65507	377537	70049	879154	
3.46	3.08	1.40	8.10	4.40	6.34	8.90	3.53	5.60	1.84	2.87	0.98	%

(76009)

(41493)

(34516)

:

:

()

(58837)

(101098)

(27)

(42261)

2004

(30)

:

(31)

(29)

(60681)

(42719)

.()

(30)

:(29)

	nbij	
	18819	18675
	5113	3928
	692	1181
	3194	2872
	824	452
	826	1406
	518	683
	430	862
	114	174
	120	193
	78	303
	30729	30729

	nbij	
	22426	26714
	64550	43349
	7782	8625
	20391	24303
	7233	3667
	5538	4686
	3100	4225
	3314	9981
	817	3900
	846	4092
	534	2989
	136531	136531

(31)

(32)

	nbij	
	5728	6573
	60681	42719
	1787	1865
	7902	15171
	3987	5786
	2289	1787
	1286	3423
	1075	4032
	283	1279
	297	1719
	194	1154
	85508	85508

	nbij	
	669	1034
	1543	1377
	6314	6081
	915	395
	269	173
	203	89
	133	37
	267	861
	58	121
	50	125
	31	158
	10451	10451

(34)

(33)

	nbij	
	1094	855
	4726	8856
	369	327
	5374	6481
	8060	2594
	948	1324
	527	567
	311	278
	89	75
	95	205
	66	97
	21659	21659

	nbij	
	2430	2386
	5367	9523
	720	299
	13018	7447
	3079	3049
	2326	1540
	2448	4309
	644	583
	186	189
	201	348
	141	887
	30560	30560

(32)

(34)

(35)

(33)

(13018)

(7447)

:(35)

	nbij	
	461	766
	1141	1121
	117	37
	1708	1332
	399	746
	2595	2083
	341	571
	86	97
	24	30
	25	65
	17	65
	6913	6913

(36)

(37)

(38)

:(36)

	nbij	
	269	268
	596	1068
	71	19
	1671	1784
	206	179
	317	347
	1350	695
	61	54
	17	28
	19	26
	13	122
	4590	4590

(39)

(40)

:(38)

:(37)

	nbij			nbij	
	176	86		720	448
	3640	1192		1606	2497
	93	177		462	606
	379	338		1417	969
	104	54		393	151
	65	47		259	150
	52	80		197	105
	380	1166		4656	3516
	1061	1462		411	720
	65	1166		184	646
	39	286		110	605
	6054	6054		10413	10413

:(40)

:(39)

	nbij			nbij	
	1377	514		340	122
	3042	2405		753	933
	568	415		146	67
	3260	3175		751	346
	871	349		204	194
	533	210		128	32
	440	597		103	57
	1150	3610		312	547
	586	1615		204	897
	1135	3196		2017	1296
	7881	4757		183	651
	20843	20843		5142	5142

الخاتمة والاستنتاجات:

(%37)			
	(%31)		
		(%68)	
			(40936)
	(%37.6)		
(%22.1)			(47064)
(%60)		(88000)	
		(%2.4)	(%1)
(%65)			
			(%28.35)
		(%5.9)	
		(57409)	
		(37779)	
			(%13.2)
			(%10.15)
		(%40)	
		(%76)	
		(%94)	
			(%48)
			(%80)

- () 19 " " :
339-337 92 .1987
Wikipedia, the Free Encyclopedia, Human Migration,
http://en.wikipedia.org/wiki/human_migration .2001
Encyclopedia Britannica. 2007. Human Migration.
Beijer, G. 1969. *Modern Patterns of International* .2006

- Toit and Helen I. Safa, Mouton Publishers, Paris, 1-18.
- Sheng, Y.K. *Urbanization and Internal Migration*.
- Ravenstein E.G. 1885. the Law of Migration. *Journal of Royal Statistical Society*, 48.
- Lee, E. 1960. Theory of Migration. *Demography*, 3 (47): 47-57.
- Haynes, K. and Fetheringham, S. 1984. *Gravity and Spatial Interaction Models*. Sage Series in Scientific Geography. Beverly Hills. London, P. 9
- Migratory Movement in Migration*, Edited by J.A. Jackson, Cambridge: Cambridge Univ. Press: 11-50
- R. and Honey Austern C.M and Eagle T. 1987. *Human Geography*, West Publishing Co. St. Paul: 136.
- De blij Harm J. 1977. *Human Geography, Culture, Society and Space*, Jhon Wiley and Sons, N.Y. 93-113
- Du toit Brain M. 1975. *Introduction , Migration and Population Mobility in Migration and ubanization: Models and Adaptive Strategies*, Edited by Brain M. Du

Internal Migration in Jordan: Its Size, and Trends

Ali Hassan Anbar and Kayed Othman Abu sabha

ABSTRACT

The aim of this study was to reveal and analyze the internal migration in Jordan with regard to size and trends. The internal migration refers to the migration of people who tend to change their place of birth, and relocate and reside in different areas. The 2004 census tract results were used in this study. A form of the gravity model was applied to show the expected numbers of migrants compared to the real numbers of migrants.

The findings of the study show the following:

1. There is an internal migration in Jordan among governorates, and from rural areas to urban centers.
2. Proportions of migration to total numbers of population in cities, governorates and regions, varied among these different areas.
3. The central region in Jordan continued to receive migrants from different areas.
4. The southern region in Jordan continued to move migrates to different areas.
5. Aqaba governorates and Aqaba city were shown to be attracting migrants. The same applies to AL-Mafraq city and governorate.

KEYWORDS: Internal Migration, Trends, Jordan.